



# E-Consent

Release 1.12.0

## Release Notes



## Table of Contents

Copyright	3
Confidentiality	3
Document Control	3
1 Introduction	4
1.1 Purpose	4
1.2 Audience	4
1.3 Previous Release	4
2 Functionality added in this release	5
2.1 Make supplements preview-able	5
2.2 Admin app function to configure e-mail text	5
2.3 Option to edit pre-populated alternatives	6
2.4 Option to mark users as INACTIVE and filter by default	6
2.5 Printing task list	7
3 Fixes to existing functionality in this release	9
3.1 Combined procedures duplicate alternatives	9
3.2 User can bypass signing on Signature pad on any Procedure Forms	9
3.3 Medical form status has inconsistent Status on patient edit and summary page	9
3.4 Handle signature images not being stored in the file system	9
3.5 e-mail app re-sending reminder e-mails for patient who signed at hospital	10
3.6 Password shown as plain text on eConsent Download Portal	10
3.7 Status History - Completed Consent form text point to "Medical form"	10
3.8 Change wording when "Send postal copy" is triggered for Medical form	10
4 Known issues	11
4.1 Mandatory guardian and relationship fields not actually mandatory	11
5 System Requirements and Supported Platforms	12



## Copyright

© Magentus 2025

Registered Office: 3rd Floor i2 Mansfield, Hamilton Court, Oakham Business Park, Mansfield, NG18 5FB

These materials are or comprise restricted and proprietary confidential information of Magentus.

Disclosure to or use by the recipient shall not convey any intellectual property rights in these materials.

The right to use these materials by the recipient is subject to restrictions and limitations contained in the Provision of Integrated Care Record System and Associated Services Agreement and related agreements.

## Confidentiality

All information in this document is provided in confidence for the sole purpose of adjudication of the document and shall not be used for any other purpose and shall not be published or disclosed wholly or in part to any other party without Magentus prior permission in writing and shall be held in safe custody. These obligations shall not apply to information which is published or becomes known legitimately from some source other than Magentus. Many of the product, service and company names referred to in this document are trademarks or registered trademarks. They are all hereby acknowledged.

## Document Control

Title	E-Consent Release 1.12.0 Release Notes		
Owner	CTO	Date Created	17/02/25
File Reference	E-Consent Release Notes 1.12.0.docx		
Change History			
Issue	Date	Author	Details of Change
D1.0	14/02/2025	Jordan Waddell	
V1.0	17/03/2025	Chris Burdett	External release notes version
Review Date			



# 1 Introduction

## 1.1 Purpose

This document will outline the functional changes made to this release. It will detail any new features, enhancements to existing functionality and list changes made due to existing functionality not working as expected.

## 1.2 Audience

This document is primarily for external stakeholders, so they have a clear understanding of what has changed within the application's functionality, installation procedures and dependencies compared to previous releases.

Other information about this release may be available through training materials and help files which are beyond the scope of this document.

## 1.3 Previous Release

The previous release of this product was as follows:

Version:	1.11.0
Date:	16/08/24



## 2 Functionality added in this release

The following features and enhancements are included in this release:

### 2.1 Make supplements preview-able

When creating a consent it was possible to select supplements but not to preview them for the benefit of discussion with the patient. Clicking a supplement name will now open the PDF document in a new tab.

The screenshot displays a user interface for creating a consent. It features two main sections: 'Important note' and 'Supplements'. The 'Important note' section includes a checkbox labeled 'See advance directive/living will'. The 'Supplements' section lists two items, each with a checked checkbox and a blue hyperlink: 'BSIR Liver Biopsy' and 'WAHT-PI-0827 Percutaneous Liver Biopsy'. Below this, there is a 'Hyperlinks' section with a checked checkbox and a purple hyperlink: 'British Liver Trust - Liver Biopsy Information'.

### 2.2 Admin app function to configure e-mail text

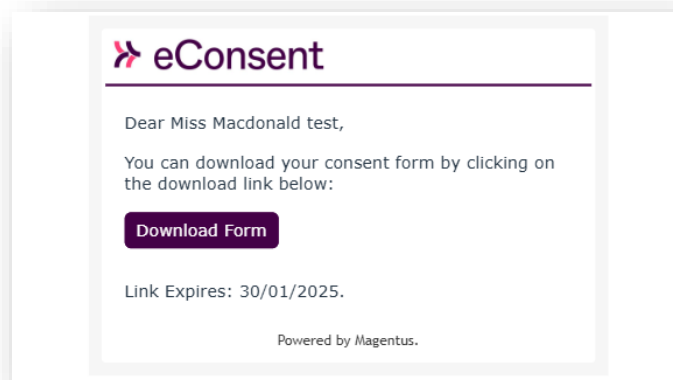
Email text, email header, email footer and email logo can now be configured from within the admin app rather than as a system configuration requiring a support ticket. Email text can be configured separately for medical forms and consent forms.

Patient title and names can be included as mail merge fields.

If the logo configuration is left empty then the default logo will be used from the configuration properties.



Mail Consent Header	Electronic Consent
Mail Consent Line 1	Dear <patient_title> <patient_surname>,
Mail Consent Line 2	You can download your consent form by clicking on the download link below:
Mail Medical Header	Medical Form from Hospital
Mail Medical Line 1	Dear <patient_title> <patient_surname>,
Mail Medical Line 2	You can download your medical form by clicking on the link below:



## 2.3 Option to edit pre-populated alternatives

Alternatives can be pre-populated in the consent form and previously could be removed but not edited. The user now has the option to edit the pre-populated text.

## 2.4 Option to mark users as INACTIVE and filter by default

Users which have been added in error or have left the Trust are still shown in the admin app user list. This can make the user list difficult to navigate. However, for audit purposes it is important that previous users remain on the database.

Users can now have the default **Is Active** status unchecked on the user list. This will filter them out of the list by default. An administrator is then able to toggle **View Inactive Users** to show them in the list if required.



Email Address

☒ Is Clinician ☒ Is Active

Clinician Code  +

Clinician Phone Number

Clinician Speciality  ✓

Clinician Organisation

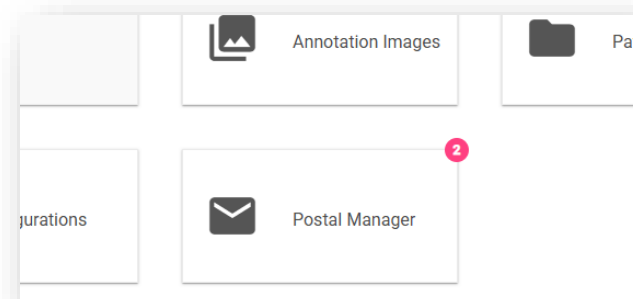
☒ View Inactive Users

Name	Job Title	Is Active	Filter
145		Yes	

## 2.5 Printing task list

A new **Postal Print Manager** task list has been created to facilitate the management of consent and medical form PDFs which have been selected to be sent to the patient as a postal copy. This task list can be enabled in system config and provides an endpoint for documents sent using the **Send postal copy** option in the consent summary screen.






The print management list is accessed through the admin screen and requires a user to have the **ROLE\_POSTAL\_PRINT\_MANAGER\_VIEW** permission. When viewed on the admin screen the Postal Manager button will display a badge indicating the number of documents waiting to be printed.



Selecting the **Postal Manager** option will display a list of documents waiting to be printed. These can be filtered by speciality or by any other keyword entered in the **Filter** field. Each document will show the relevant summary details and provide the user with a number of options:

Icon	Function	Description
------	----------	-------------













	Show Details	Expand the summary details to also show patient demographic details (including postal address) and other form details.
	Print Form	Open a print dialogue within the web browser.
	Download Form	Save a local copy of the form.
	Link to Patient Page	Open patient consent summary page.
 PENDING	Mark as Complete	Toggle form from Pending to Completed. Completed forms will be removed from the list when the page is refreshed.

### Postal Print Manager

Select Speciality

Filter

1 postal requests require processing

Type	Description	Patient Name	Clinician Name	Speciality	Last Modified	Action	Status
MEDICAL	Form Functionality Demonstrator	ADDISON BULL TEST	Test User		05/02/25 02:12 PM	    	COMPLETED
<div><div><div><b>Patient Name:</b> ADDISON BULL TEST</div><div><b>Born:</b> 08-Jun-1945</div><div><b>NHS Number:</b> 902 536 0246</div><div><b>Hospital Number:</b> DEM0015827</div></div><div><div><b>Form Type:</b> MEDICAL</div><div><b>Description:</b> Form Functionality Demonstrator</div><div><b>Clinician Name:</b> Test User</div><div><b>Last Modified:</b> 05/02/25 02:12 PM</div></div><div><b>Patient Address:</b> 90 CHARLOTTE ROAD OAKINGHAM DATA GENERATED FOR TESTING TEST DATA - NOT A REAL PERSON OA62 2CH</div></div>							
CONSENT	Procedure	ANDREW ALEXANDER	Auto Test3	speciality531	05/03/25 11:20 AM	    	PENDING





## 3 Fixes to existing functionality in this release

The following fixes are included in this release:

### 3.1 Combined procedures duplicate alternatives

When selecting more than one procedure with identical pre-defined alternatives these are duplicated. If an alternative is present in two or more combined procedures it should only appear once on the electronic form.

*Resolution:*

Alternatives with no longer show duplicates.

### 3.2 User can bypass signing on Signature pad on any Procedure Forms

It is possible for user to bypass signing on Signature pad by uploading a blank pad from Full Screen Mode.

*Resolution:*

Prevent blank signatures from the full screen signature pad to be uploaded

### 3.3 Medical form status has inconsistent Status on patient edit and summary page

When a medical form is created and generated for a patient.

On the Create/Edit form page "Mark form as complete or decline" checkbox is marked as \*CONFIRM,\* then the Status confirmation is in a Status: \*Completed.\*

On the patient summary page(view\_existing), the status is displayed as \*CONFIRMED.\*

*Resolution:*

Medical form text will now show as "Confirmed" after confirmation on both the patient summary page and the edit medical form page

### 3.4 Handle signature images not being stored in the file system

Currently, when generating a new consent form with signatures in or uploading a signature to an existing form, if something goes wrong when trying to store the signature image in the file system, the user doesn't get notified that the signature wasn't stored, although the system will still prevent the creation of the consent form.

*Resolution:*



If a signature fails to show on the first stage of consent then an error message will be shown but the form will still be generated. If a signature cannot be saved on the confirmation stage, then an error message will be shown and the form will not allow confirmation and will require support to quickly address the issue.

### 3.5 e-mail app re-sending reminder e-mails for patient who signed at hospital

Some patients who have signed during their appointment and are being sent an e-mail link to the consent form are receiving reminder e-mails. This issue was fixed in 1.8 but has recurred.

*Resolution:*

Script added to will ensure the signed flag is set to true when the form was already signed by the patient before it was sent to the mail app.

### 3.6 Password shown as plain text on eConsent Download Portal

User can see password entered in the Password field on eConsent Download Portal

*Resolution:*

The password field will no longer show clear text

### 3.7 Status History - Completed Consent form text point to "Medical form"

When consent form status is marked as **completed** the status history refers completed form status as "Medical form" on the patient view page.

*Resolution:*

Changed wording from "Medical form completed" to "Completed".

### 3.8 Change wording when "Send postal copy" is triggered for Medical form

If the Medical Form is in any of the following statuses: "Awaiting Confirmation," "Confirm," or "Completed," the "SEND POSTAL COPY" tab should refer to the "Medical Form" as a "Medical Form" NOT "Consent form" when triggered.

*Resolution:*

Updated to generic wording to so that it can apply to both consent and medical forms



## 4 Known issues

The following issues have been identified during testing of this release.

These issues have been risk-assessed and have been accepted within this release. They may be addressed in a future release of the product.

Note that, as this is an internal document, there is full disclosure of all found issues. Discretion may be used in determining which of these to share with external stakeholders.

### 4.1 Mandatory guardian and relationship fields not actually mandatory

Jira Ticket: [ECON-3093](#)

Affected Version: 1.11.0

For a patient <16yrs the person with responsibility signature has freetext boxes for name and relationship. However, it is possible to leave these incomplete and save the signature anyway.



## 5 System Requirements and Supported Platforms

See attached Magentus Warranted Environment Specification v2.6



Magentus  
Warranted Environn