



E-Consent

Release 1.9.0

Release Notes



Table of Contents

Copyright	3
Confidentiality	3
Document Control	3
1 Introduction	4
1.1 Purpose	4
1.2 Audience	4
1.3 Previous Release	4
2 Functionality added in this release	5
2.1 History button and medical form history page	5
2.2 Form flow builder	5
2.3 Form flow step indicator	6
2.4 Form flow next form prompt	6
2.5 Optimise medical form search	7
2.6 Pop-up annotation screen	7
2.7 Illustration button in form summary to show annotations	8
2.8 Append sketchpad output to rendered PDF	8
2.9 Default sketchpad image in procedure editor	8
2.10 Sketchpad backdrop admin tool	9
3 Fixes to existing functionality in this release	10
3.1 Permission group order changes	10
4 System Requirements and Supported Platforms	11



Copyright

© Magentus 2023

Registered Office: 3rd Floor i2 Mansfield, Hamilton Court, Oakham Business Park, Mansfield, NG18 5FB

These materials are or comprise restricted and proprietary confidential information of Magentus.

Disclosure to or use by the recipient shall not convey any intellectual property rights in these materials.

The right to use these materials by the recipient is subject to restrictions and limitations contained in the Provision of Integrated Care Record System and Associated Services Agreement and related agreements.

Confidentiality

All information in this document is provided in confidence for the sole purpose of adjudication of the document and shall not be used for any other purpose and shall not be published or disclosed wholly or in part to any other party without Magentus prior permission in writing and shall be held in safe custody. These obligations shall not apply to information which is published or becomes known legitimately from some source other than Magentus. Many of the product, service and company names referred to in this document are trademarks or registered trademarks. They are all hereby acknowledged.

Document Control

Title	E-Consent Release 1.9.0 Release Notes		
Owner	Product Manager	Date Created	12/10/2023
File Reference	E-Consent Release Notes 1.9.0.docx		
Change History			
Issue	Date	Author	Details of Change
V1.0	12/10/2023	Chris Burdett	External release notes
Review Date			



1 Introduction

1.1 Purpose

This document will outline the functional changes made to this release. It will detail any new features, enhancements to existing functionality and list changes made due to existing functionality not working as expected.

1.2 Audience

This document is primarily for external stakeholders, so they have a clear understanding of what has changed within the application's functionality, installation procedures and dependencies compared to previous releases.

Other information about this release may be available through training materials and help files which are beyond the scope of this document.

1.3 Previous Release

The previous release of this product was as follows:

Version: 1.8.0

Date: 06/07/2023



2 Functionality added in this release

The following features and enhancements are included in this release:

2.1 History button and medical form history page

Previously changes to medical forms were only audited at the level of logging which user had made a change. The medical form patient summary screen now includes a history button which opens a history view, allowing the user to navigate through each saved version of the form. Each version shows the responsible user and the date and time that the form was updated.

The screenshot shows the 'Medical Form History' page for a patient named ALICE GREEN. The header includes patient details: Name GREEN, ALICE (Miss) Born 29-Sep-1952 (71y), Gender Female, NHS number 902 436 0561, and Hospital number W00012121. The page title is 'Medical Form History' with a refresh icon and navigation arrows. Below the title is a table with columns: Version, Last Modified User, and Last Modified Date. The table contains one entry: Version 2, Last Modified User test.user, and Last Modified Date 12/10/2023 04:24 PM GMT+1. Below the table is a section titled 'Rupture of membranes' with a sub-section 'Rupture of membranes details'. This section contains a form with a dropdown menu for 'Rupture of membranes' set to 'Yes', and two text input fields: 'Date and time of rupture of membranes' (12/10/2023 16:22) and 'Method of rupture'.

2.2 Form flow builder

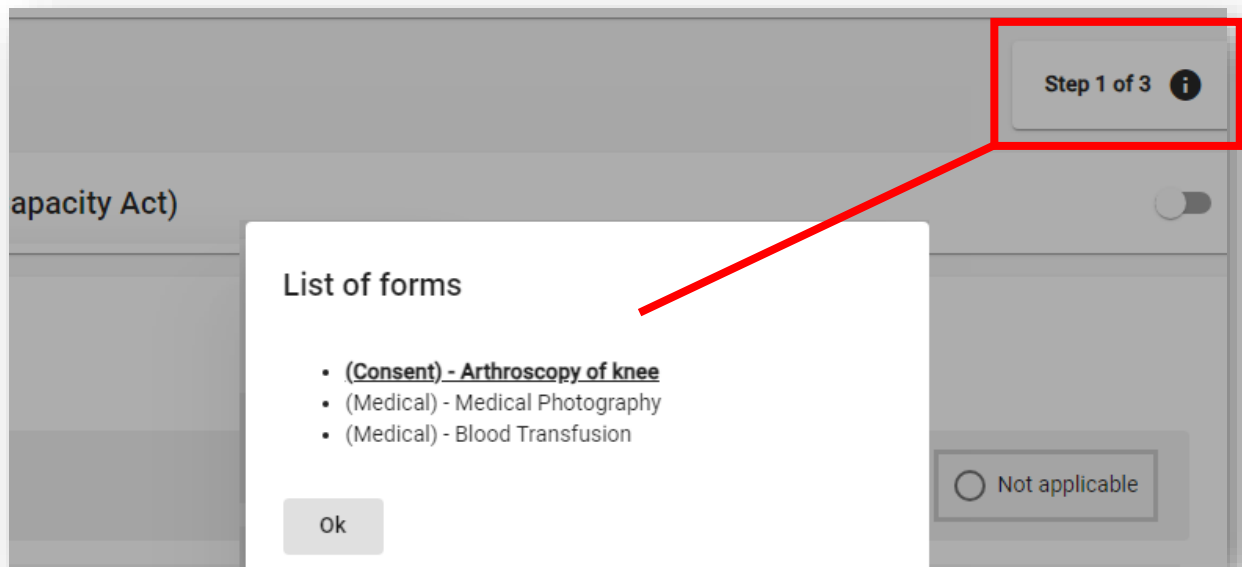
An administrator can now create form flows to link multiple procedures, treatments and/or medical forms.

The screenshot shows the 'Flow Builder' interface. At the top, it says 'Flow Builder' and 'Choose the forms that will be presented as part of this flow'. Below this is a form with a 'Name' field containing 'Arthroscopy of knee'. There are two tabs: 'Procedures' and 'Medical forms'. The 'Procedures' tab is active, showing a list of procedures with a search filter 'blood'. The list includes 'Blood Transfusion' and 'Advanced Directive on the refusal of blood products and or blood components'. The 'Medical forms' tab is also visible, showing a form with a 'Name' field containing 'Medical Photography' and a 'Medical Form' label.



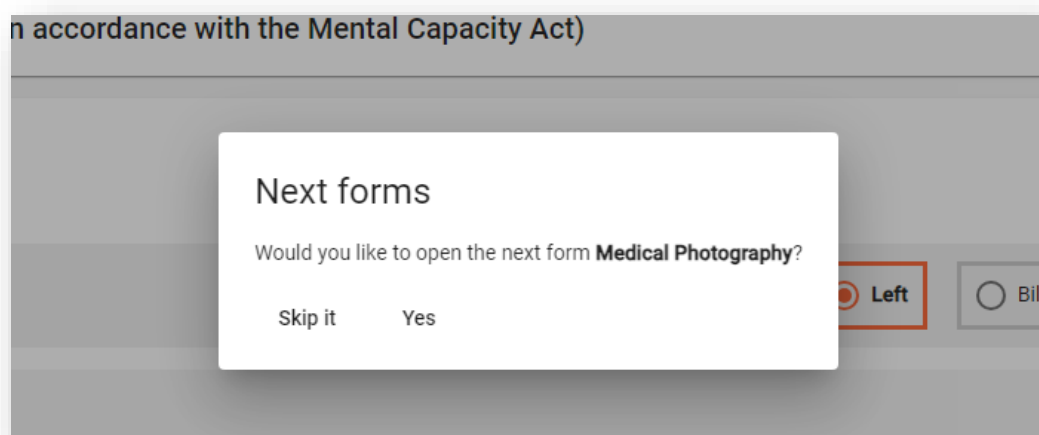
2.3 Form flow step indicator

When selecting a form that will trigger a form flow the user is presented with an information button indicating the number of forms in the flow and which step they are currently on. Clicking on this button will open a pop-up list showing in more detail which form they are currently completing, and which others are part of the flow.



2.4 Form flow next form prompt

After generating a form that is part of a flow the user is prompted to open the next form in sequence, with the option to skip if required.





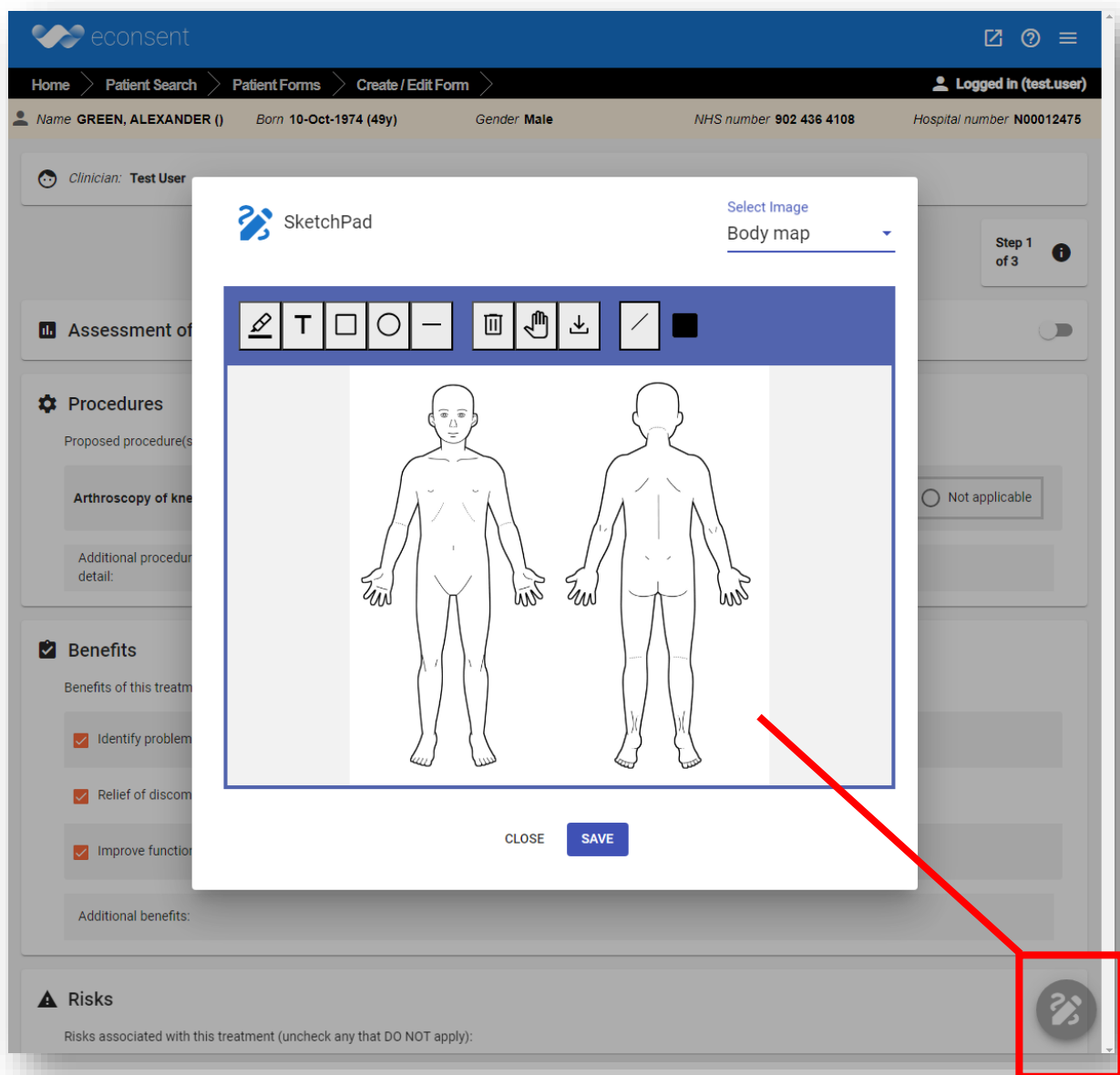
2.5 Optimise medical form search

When selecting the medical form tab the list was taking a long time to load (approx. 1 second per 12 forms). This has now been optimised to achieve a much faster load time.

2.6 Pop-up annotation screen

Users can now select a **sketchpad** button when creating a consent form to show a pop-up annotation screen. The pop-up canvas is blank by default but the user can select from a drop-down list of pre-set background images to annotate.

Annotation tools include a freehand pen, text, square, circle and line shapes, all of which can be coloured and line thickness adjusted according to the user's requirements. Annotations can also be deleted or moved, and the image can be downloaded as a separate file if required.





2.7 Illustration button in form summary to show annotations

When a sketchpad image has been saved as part of the consent form a user can view it on the consent summary page by clicking the **View Sketchpad Image** button.

Postoperative pulmonary embolism

- Healthcare associated infection including COVID-19 (Coronavirus)
- Adverse reaction to general anaesthetic

Hyperlinks:
[NHS website - arthroscopy](#)

Alternatives:
• Hydrocortisone

Illustration:
[View Sketchpad Image](#)

Status history:
• 17-Oct-2023:(test.user) Awaiting confirmation (**CURRENT**)

2.8 Append sketchpad output to rendered PDF

The annotated sketchpad image is included in the PDF output for all consent forms, including the patient copy version available through the patient portal.

2.9 Default sketchpad image in procedure editor

The procedure editor now includes a **Default Annotation Image** setting which can optionally be used to pre-populate the image backdrop when selecting the sketchpad option for the selected procedure. The setting includes a quick preview option to view the image.

OPCS Code
Major excision of tissue of brain

SNOMED Code
Quilonia ethiopica

Default Annotation Image
Full Body

Default Anaesthetic
Disable Default

Default Laterality
Disable Default

Minimum Grade



2.10 Sketchpad backdrop admin tool

Admin tool to allow users to add their own backdrop images which are then selectable when annotating a consent. The tool allows the user to preview existing images with the option to add or deactivate others.

Removed images do not affect existing consent forms which have used them in the past.

The screenshot displays the E-Consent Admin Tool interface. The top header shows the E-Consent logo and the user is logged in as 'test.user'. The main content area is titled 'Annotation Images List' and contains a table with the following data:

Name	Description	Last Modified	Active	Inactive
2nd Image	Whole body	04/08/23 02:45 PM	<input checked="" type="radio"/>	<input type="radio"/>
Body map	Body map	15/09/23 09:13 AM	<input checked="" type="radio"/>	<input type="radio"/>
Body Map2	Body Map2	13/09/23 01:02 PM	<input checked="" type="radio"/>	<input type="radio"/>
Body map test	Body map test	14/09/23 05:18 PM	<input checked="" type="radio"/>	<input type="radio"/>
Ear BW	Monochrome ear	04/09/23 11:55 AM	<input checked="" type="radio"/>	<input type="radio"/>
Ear test	Ear colour diagram	04/09/23 11:51 AM	<input checked="" type="radio"/>	<input type="radio"/>
Full Body	Full Body CHART	03/08/23 11:17 AM	<input checked="" type="radio"/>	<input type="radio"/>
Internal Organs	Internal Organs	15/09/23 09:13 AM	<input checked="" type="radio"/>	<input type="radio"/>
Internal Organs Test	Internal Organs Test	14/09/23 12:27 PM	<input checked="" type="radio"/>	<input type="radio"/>
testrec	test rec	12/09/23 04:24 PM	<input checked="" type="radio"/>	<input type="radio"/>

Below the table, there is a pagination bar showing '1 - 10 of 12' and navigation arrows. To the right of the table is a 'Filter' input field. A '+ Add' button is located in the top right corner of the table area.

The 'Modify' modal is open on the right side of the screen. It contains the following fields:

- Name***: Body map
- Description***: Body map
- Image Preview**: A preview of the body map image, showing a human figure with internal organs highlighted. Below the preview, the file information is displayed: 'File: bodymapX800.png', 'Size: 34.69 KB', and 'Dimensions (W x H): 800 x 779'.
- Is Active**: A checkbox that is currently checked.
- Buttons**: 'Cancel' and 'Save' buttons.

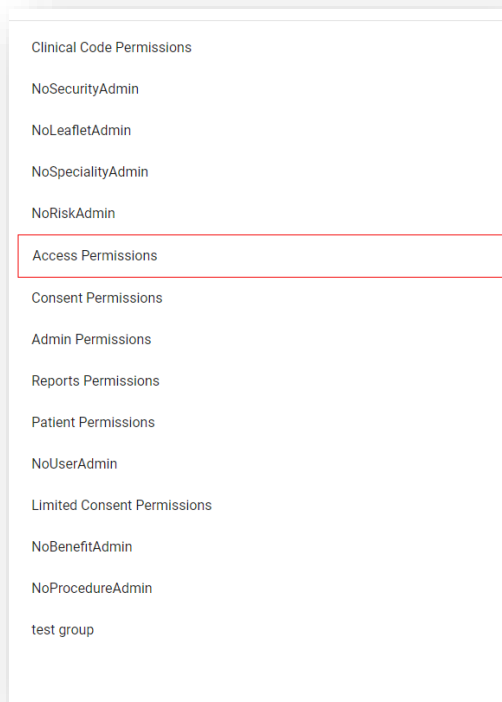


3 Fixes to existing functionality in this release

The following fixes are included in this release:

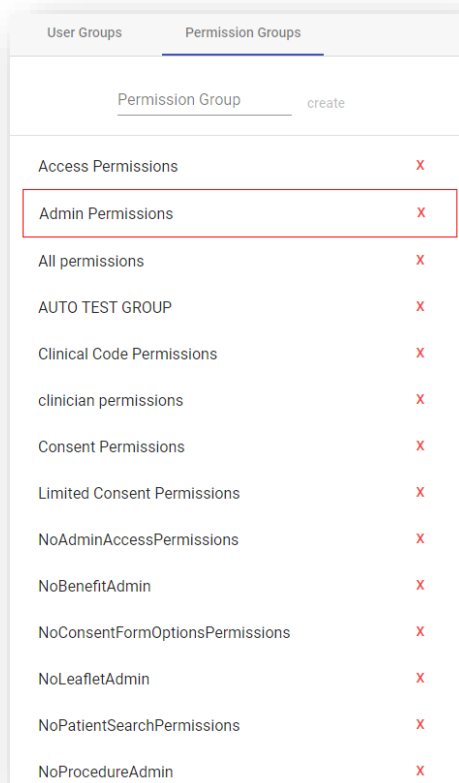
3.1 Permission group order changes

Permission groups in the security editor now listed alphabetically.



Clinical Code Permissions
NoSecurityAdmin
NoLeafletAdmin
NoSpecialityAdmin
NoRiskAdmin
Access Permissions
Consent Permissions
Admin Permissions
Reports Permissions
Patient Permissions
NoUserAdmin
Limited Consent Permissions
NoBenefitAdmin
NoProcedureAdmin
test group

Previous



User Groups	Permission Groups
	Permission Group create
Access Permissions	X
Admin Permissions	X
All permissions	X
AUTO TEST GROUP	X
Clinical Code Permissions	X
clinician permissions	X
Consent Permissions	X
Limited Consent Permissions	X
NoAdminAccessPermissions	X
NoBenefitAdmin	X
NoConsentFormOptionsPermissions	X
NoLeafletAdmin	X
NoPatientSearchPermissions	X
NoProcedureAdmin	X

New version



4 System Requirements and Supported Platforms

See attached Magentus Warranted Environment Specification v2.6



Magentus
Warranted Environn